



Make it your lifestyle!

WHEN YOU NEED RELIABILITY AND DURABILITY, THE ALLTRACK M3 SERIES NEVER DISAPPOINTS.

The Alltrack M3 and M3-HD Mid-Wheel Drive (MWD) provide the perfect blend of indoor maneuverability and outdoor performance, ideal for active lifestyles. Thanks to the patented dual-action suspension, the M3 enables users to easily navigate everyday obstacles both indoors and out. Each M3 is fully modular and can be equipped with a wide array of positioning and electronic accessories providing exceptional performance and endless possibilities.

Choose your footprint



24/24 narrow option: 24" (610 mm) frame with Group 24 batteries. Maximum range combined with a unique small footprint.

ALLTRACK M³

M³ M³_{HD}



SHOWN IN COBALT BLUE

Highlights

- Patented Dual-Action Suspension: Fully independent 6-wheel interactive suspension with vertical shock absorption
- Compact turning radius
- Completely modular
- Full selection of power positioning options
- Seat to floor height as low as 15.5" (395 mm)
- Proven, 4-pole German motors
- Multiple frame, drive wheel and caster options
- Available in standard (300 lb weight capacity) and HD (450 lb weight capacity) models

Technical Specifications

Configuration	Mid-wheel drive – Standard (Alltrack M3) or Heavy-duty (Alltrack M3-HD)
HCPCS Codes	K0848/K0856/K0861 - 0-300 lb Alltrack M3 K0850/K0858/K0862 - 0-450 lb Alltrack M3-HD
Suspension system	Patented Dual-Action Suspension: Fully independent 6-wheel interactive suspension with vertical shock absorption
Ground clearance ¹	3.5" (90 mm) with a 14" (355 mm) drive wheel, 2.875" (75 mm) with a 12.5" (320 mm) drive wheel
Base width ²	23.375" (595 mm) with GP 22 batteries or 25.375" (645 mm) with GP 24 batteries
Base length ²	35.125" (890 mm)
Base turning radius	20" (510 mm)
Weight capacity	0-300 lb (0-136 kg) M3 0-450 lb (0-205 kg) M3-HD 400 lb (181 kg) for elevating seat on M3-HD
4-Pole motor options	6.5 mph Std (M3 and M3-HD) 5.4 mph option (M3-HD)
Transit option (Unoccupied)	4-point tie-down brackets (Standard)
Transport option WC-19 (Occupied)	Optional with select seat sizes and seating configurations
Battery types	Two 12 V, deep cycle Gel cell Group 22NF (50 Ah) or Group 24 (70 Ah)
Battery charger	8 A, off board
Electronics	PG Drives VR2 (non-expandable 90 A) or R-net (expandable 90 A or 120 A)
Assistive driving package	Available with Smart-Track technology
Specialty controls	Compatible with Switch-It, Stealth, ASL or MO-VIS as well as other current systems
Seat width range	Adjustable from 15" to 26" (380 mm to 660 mm) wide
Power seating options and HCPCS codes ³	Power Tilt (E1002), Power Recline with Mechanical Shear Reduction (MSR) (E1004), Combination Power Tilt and Recline with MSR (E1007), Center Mount Elevating & Articulating Foot Platform (E1012), Independent Power Elevating & Articulating Legrests (E1010), Power Seat Elevate (E2300)
Seat to floor height range (With power tilt or seat elevate)*	15.5" to 18.75" (395 mm to 475 mm)
Seat to floor height range (With combo power tilt and seat elevate)*	17.5" to 18.25" (445 mm to 465 mm)
Components weights ⁴	For a compact base width 23.375": 128 lb (58 kg); For a standard base width 25.375": 133 lb (60 kg) Batteries: Group 22NF: 2 x 36.6 lb (16.6 kg); Group 24: 2 x 54 lb (24.5 kg)
Drive wheel diameter	12.5" or 14" (320 mm or 355 mm)
Caster wheel diameter	6" or 8" (150 mm or 205 mm)

160° POWER RECLINE WITH MECHANICAL SHEAR REDUCTION (MSR)



90°-177° POWER CENTER MOUNT ELEVATING & ARTICULATING FOOT PLATFORM



11" POWER SEAT ELEVATE (Allows for driving in reduced speed while elevated)


- * Add 1.5" (40 mm) when using the HD elevate module.
1. Subject to variances depending on configuration and manufacturing tolerances.
 2. Dimensions listed are for power base only.
 3. Custom specialized power seating options available.
 4. Contact Customer Service for additional weight information.

No compromise!


GET STABILITY, SPEED AND MANEUVERABILITY WITH STATE-OF-THE-ART HYBRID-WHEEL DRIVE TECHNOLOGY.

The **Alltrack R3 and R3-HD Hybrid** are the one and only true Hybrid-Wheel Drive (HWD) power wheelchairs, melding the best attributes of rear-wheel drive and mid-wheel drive in one capable package. HWD is ideal for users that demand the outdoor performance, speed, and comfort of a traditional rear-wheel drive but need the maneuverability provided by mid-wheel drive. By combining unique geometry with patented dual-action suspension, the R3 Hybrid offers a compact, maneuverable base without sacrificing performance!

Choose your footprint



Flared front arms: Standard footprint at the front, similar to mid-wheel drive models.



Straight front arms: Smaller footprint at the front, similar to typical rear-wheel drive models.

ALLTRACK R³ HYBRID

R³ HYBRID R³ HD



SHOWN IN CANDY RED

Highlights

- Patented Dual-Action Suspension: Fully independent 6-wheel interactive suspension with vertical shock absorption
- Stability, speed, comfort, and outdoor performance of rear-wheel drive
- Compact footprint and turning radius of 21.75" (550 mm) provides maneuverability similar to a mid-wheel drive
- Available with center mount articulating foot platform or independent elevating legrests
- Multiple frame, drive wheel and caster options
- Available in standard (300 lb weight capacity) and HD (400 lb weight capacity) models



Technical Specifications



50° POWER TILT



**POWER INDIVIDUAL
ELEVATING &
ARTICULATING LEGRESTS**
(Available in combined
and/or synchronized)

* Add 1.5" (40 mm) when using the HD elevate module.

1. Subject to variances depending on configuration and manufacturing tolerances.
2. Dimensions listed are for power base only.
3. Custom specialized power seating options available.
4. Contact Customer Service for additional weight information.

Configuration	Hybrid-wheel drive – Standard (Alltrack R3 Hybrid) or Heavy-duty (Alltrack R3-HD Hybrid)
HCPCS Codes	K0848/K0856/K0861 - 0-300 lb Alltrack R3 Hybrid K0850/K0858/K0862 - 0-400 lb Alltrack R3-HD Hybrid
Suspension system	Patented Dual-Action Suspension: Fully independent 6-wheel interactive suspension with vertical shock absorption
Ground clearance ¹	3.5" (90 mm) with a 14" (355 mm) drive wheel, 2.875" (75 mm) with a 12.5" (320 mm) drive wheel
Base width ²	23.375" (595 mm) with GP 22 batteries or 25.375" (645 mm) with GP 24 batteries
Base length ²	35.875" (910 mm)
Base turning radius	21.75" (550 mm)
Weight capacity	0-300 lb (0-136 kg) R3 Hybrid 0-400 lb (0-180 kg) R3-HD Hybrid
4-Pole motor options	6.5 mph Std (R3/R3-HD Hybrid) 8.5 mph option (R3 Hybrid) maximum user weight 250 lb
Transit option (Unoccupied)	4-point tie-down brackets (Standard)
Transport option WC-19 (Occupied)	Optional with select seat sizes and seating configurations
Battery types	Two 12 V, deep cycle Gel cell Group 22NF (50 Ah) or Group 24 (70 Ah)
Battery charger	8 A, off board
Electronics	PG Drives VR2 (non-expandable 90 A) or R-net (expandable 90 A or 120 A)
Assistive driving package	Available with Smart-Track technology
Specialty controls	Compatible with Switch-It, Stealth, ASL or MO-VIS as well as other current systems
Seat width range	Adjustable from 15" to 26" (380 mm to 660 mm) wide
Power seating option and HCPCS codes ³	Power Tilt (E1002), Power Recline with Mechanical Shear Reduction (MSR) (E1004), Combination Power Tilt and Recline with MSR (E1007), Center Mount Elevating & Articulating Foot Platform (E1012), Independent Power Elevating & Articulating Legrests (E1010), Power Seat Elevate (E2300)
Seat to floor height range (With power tilt or seat elevate)*	15.75" to 19" (400 mm to 485 mm)
Seat to floor height range (With combo power tilt and seat elevate)*	17.75" to 18.5" (450 mm to 470 mm)
Components weights ⁴	For a compact base width 23.375": 127 lb (57 kg); For a standard base width 25.375": 132 lb (59 kg) Batteries: Group 22NF: 2 x 36.6 lb (16.6 kg); Group 24: 2 x 54 lb (24.5 kg)
Drive wheel diameter	12.5" or 14" (320 mm or 355 mm)
Caster wheel diameter	8" or 9" (205 mm or 230 mm)

Ride with confidence!

NO WORRIES...THE FULL-SUSPENSION HD3 MID-WHEEL DRIVE POWER CHAIR IS THE SMOOTHEST RIDE IN TOWN.

The **Alltrack HD3 Mid-Wheel-Drive** is a versatile, fully capable, very heavy-duty (VHD) power wheelchair with a standard weight capacity of up to 550 lb (250 kg). Purpose built to address the unique needs of larger users, the HD3 offers uncompromising performance and capability. Superior indoor maneuverability is possible due to the compact, mid-wheel drive footprint and excellent comfort and stability thanks to patented dual-action suspension.

ALLTRACK HD³



SHOWN IN INDIGO BLUE

Highlights

- Patented Dual-Action Suspension: Fully independent 6-wheel interactive suspension with vertical shock absorption tuned for heavier users
- Up to 550 lb weight capacity with full power positioning ranges; 45° of VHD tilt, 160° of VHD power recline and center mount elevating & articulating foot platform
- Extremely compact turning radius of 20.5" (520 mm)
- High-performance, 5.4 mph 4-pole German motors
- Seat to floor height as low as 17" with VHD power tilt and recline



45° VHD POWER TILT

1. Subject to variances depending on configuration and manufacturing tolerances.
2. Dimensions listed are for power base only.
3. Custom specialized power seating options available.
4. Contact Customer Service for additional weight information.

Technical Specifications

Configuration	Bariatric Mid-wheel drive – Very Heavy-Duty (Alltrack HD3)
HCPCS Codes	K0852/K0860/K0863 - 0-550 lb Alltrack HD3
Suspension system	Patented Dual-Action Suspension: Fully independent 6-wheel interactive suspension with vertical shock absorption
Ground clearance ¹	3.5" (90 mm)
Base width ²	27.375" (695 mm)
Base length ²	35.125" (890 mm)
Base turning radius	20.5" (520 mm)
Weight capacity	Up to 550 lb (250 kg)
4-Pole motor options	5.4 mph (9 km/h)
Transit option (Unoccupied)	4-point tie-down brackets (Standard)
Battery type	Two 12 V, deep cycle Gel cell Group 24 (70 Ah)
Battery charger	8 A, off board
Electronics	PG Drives VR2 (non-expandable 90 A) or R-net (expandable 90 A or 120 A)
Assistive driving package	Available with Smart-Track technology
Specialty controls	Compatible with Switch-It, Stealth, ASL or MO-VIS as well as other current systems
Seat width range	Adjustable from 19" to 28" (485 mm to 710 mm) wide (Custom seat sizes are available)
Power seating options and HCPCS codes ³	Bariatric CG Power Tilt (E1002), Power Recline with Mechanical Shear Reduction (MSR) (E1004), Combination Power Tilt and Recline with MSR (E1007), Very HD Power Center Mount Elevating & Articulating Foot Platform (E1012/K0108), VHD Independent Power Elevating & Articulating Legrests (E1010)
Seat to floor height range (with power tilt)	17" to 19" (430 mm to 485 mm)
Components weights ⁴	For a wide base width 27.375":133 lb (60 kg) Batteries: Group 24: 2 x 54 lb (24.5 kg)
Drive wheel diameter	14" (355 mm)
Caster wheel diameter	8" (205 mm)

Small but mighty!

THE ALLTRACK P3 (MWD VERSION) HAS THE CAPABILITY AND DURABILITY OF OUR FULL-SIZE M3 BUT CAN BE CONFIGURED WITH SMALLER USERS IN MIND.

Built on our proven and tough M3 base, the **Alltrack P3 Mid-Wheel Drive (MWD)** is designed to give children the capability to explore and thrive, keeping up with whatever comes their way. Our patented dual-action suspension is uniquely configured for lighter users providing the full benefit of the design for optimal stability, vibration dampening, performance and comfort.

This P3 base is configured to provide more compact base widths without sacrificing battery sizes to ensure they always have enough power to enjoy a full day. The compact, mid-wheel drive design provides excellent maneuverability and intuitive driving while boasting a full complement of power positioning options.

ALLTRACK P3



SHOWN IN BUBBLE GUM METALLIC

Highlights

- Patented Dual-Action Suspension: Fully independent 6-wheel interactive suspension with vertical shock absorption tuned for lighter users
- 4-pole German motors provide a smooth, responsive ride with speeds up to 6.5 mph
- Versatile and compact for indoor and outdoor activities
- Full complement of R-net electronics, specialty controls and Smart-Track available
- Wide array of power positioning available including 11" of seat elevate and ability to drive while elevated
- Base widths as narrow as 23.375" without sacrificing battery size or capability
- Seat to floor height as low as 15.5"
- Seat sizes: 11" x 11" adjustable to 16" x 16" with larger and combined ranges available up to 20" wide and 19" deep

Technical Specifications



50° POWER TILT



11" POWER SEAT ELEVATE
(Allows for driving in reduced speed while elevated)

1. Subject to variances depending on configuration and manufacturing tolerances.
2. Dimensions listed are for power base only.
3. Custom specialized power seating options available.
4. Contact Customer Service for additional weight information.

Configuration	Pediatric Mid-wheel drive (Alltrack P3 MWD)
HCPCS Codes	K0848/K0856/K0861 - 0-300 lb Alltrack P3 MWD
Suspension system	Patented Dual-Action Suspension: Fully independent 6-wheel interactive suspension with vertical shock absorption
Ground clearance ¹	3.5" (90 mm) with a 14" (355 mm) drive wheel, 2.875" (75 mm) with a 12.5" (320 mm) drive wheel
Base width ²	23.375" (595 mm)
Base length ²	35.125" (890 mm)
Base turning radius	20" (510 mm)
Weight capacity	0-300 lb (0-136 kg)
4-Pole motor options	6.5 mph Std
Transit option (Unoccupied)	4-point tie-down brackets (Standard)
Transport option WC-19 (Occupied)	Optional with select seat sizes and seating configurations
Battery types	Two 12 V, deep cycle Gel cell Group 22NF (50 Ah) or Group 24 (70 Ah)
Battery charger	8 A, off board
Electronics	PG Drives VR2 (non-expandable 90 A) or R-net (expandable 90 A or 120 A)
Assistive driving package	Available with Smart-Track technology
Specialty controls	Compatible with Switch-It, Stealth, ASL or MO-VIS as well as other current systems
Effective seat width range	Adjustable from 11" to 20" (290 mm to 510 mm) wide
Power seating options and HCPCS codes ³	Power Tilt (E1002), Power Recline with Mechanical Shear Reduction (MSR) (E1004), Combination Power Tilt and Recline with MSR (E1007), Center Mount Elevating & Articulating Foot Platform (E1012), Independent Power Elevating & Articulating Legrests (E1010), Power Seat Elevate (E2300)
Seat to floor height range (With power tilt or seat elevate)	15.5" to 18.75" (395 mm to 475 mm)
Seat to floor height range (With combo power tilt and seat elevate)	17.5" or 18.25" (445 mm or 465 mm)
Components weights ³	For a compact base width 23.375": 128 lb (58 kg) Batteries: Group 22NF: 2 x 36.6 lb (16.6 kg); Group 24: 2 x 54 lb (24.5 kg)
Drive wheel diameter	12.5" or 14" (320 mm or 355 mm)
Caster wheel diameter	6" or 8" (150 mm or 205 mm)

Watch them go!

HYBRID-WHEEL DRIVE TECHNOLOGY PROVIDES STABILITY, SPEED AND COMFORT IN A COMPACT, MANEUVERABLE PACKAGE BUILT FOR ADVENTURE.

The **Alltrack P3 Hybrid-Wheel Drive (HWD)** is the one and only hybrid power chair built specifically for smaller users. The P3 HWD offers speeds up to 8.5 mph for high-speed exploring and our patented 6-wheel interactive suspension is specially tuned to provide unsurpassed capability for lighter users. All this performance is complemented by the compact footprint of our hybrid technology to provide excellent indoor maneuverability and comfort.

ALLTRACK P3



SHOWN IN SUBLIME

Highlights

- Patented Dual-Action Suspension: Fully independent 6-wheel interactive suspension with vertical shock absorption tuned for lighter users
- Multiple 4-pole German motors available providing a smooth, responsive ride with a speed option up to 8.5 mph
- Versatile hybrid-wheel drive configuration for indoor and outdoor activities
- Full complement of R-net electronics, specialty controls and Smart-Track available
- Wide array of power positioning available including 11" of seat elevate and ability to drive while elevated
- Base widths as narrow as 23.375" without sacrificing battery size or capability
- Seat to floor height as low as 15.5"

Technical Specifications



11" POWER SEAT ELEVATE
(Allows for driving in reduced speed while elevated)

50° POWER TILT

1. Subject to variances depending on configuration and manufacturing tolerances.
2. Dimensions listed are for power base only.
3. Custom specialized power seating options available.
4. Contact Customer Service for additional weight information.

Configuration	Pediatric Hybrid-wheel drive (Alltrack P3 HWD)
HCPCS Codes	K0848/K0856/K0861 - 0-300 lb Alltrack P3 HWD
Suspension system	Patented Dual-Action Suspension: Fully independent 6-wheel interactive suspension with vertical shock absorption
Ground clearance ¹	3.5" (90 mm) with a 14" (355 mm) drive wheel, 2.875" (75 mm) with a 12.5" (320 mm) drive wheel
Base width ²	23.375" (595 mm)
Base length ²	35.875" (910 mm)
Base turning radius	21.75" (550 mm)
Weight capacity	0-300 lb (0-136 kg)
4-Pole motor options ^a	6.5 mph Std 8.5 mph option maximum user weight 250 lb
Transit option (Unoccupied)	4-point tie-down brackets (Standard)
Transport option WC-19 (Occupied)	Optional with select seat sizes and seating configurations
Battery type	Two 12 V, deep cycle Gel cell Group 22NF (50 Ah)
Battery charger	8 A, off board
Electronics	PG Drives VR2 (non-expandable 90 A) or R-net (expandable 90 A or 120 A)
Assistive driving package	Available with Smart-Track technology
Specialty controls	Compatible with Switch-It, ASL or MO-VIS as well as other current systems
Seat width range	Adjustable from 11" to 20" (290 mm to 510 mm) wide
Power seating options and HCPCS codes ³	Power Tilt (E1002), Power Recline with Mechanical Shear Reduction (MSR) (E1004), Combination Power Tilt and Recline with MSR (E1007), Center Mount Elevating & Articulating Foot Platform (E1012), Independent Power Elevating & Articulating Legrests (E1010), Power Seat Elevate (E2300)
Seat to floor height range (With power tilt or seat elevate)	15.75" to 19" (400 mm to 485 mm)
Seat to floor height range (With combo power tilt and seat elevate)	17.75" or 18.5" (450 mm or 470 mm)
Components weights ⁴	For a compact base width 23.375": 127 lb (57 kg) Batteries: Group 22NF: 2 x 36.6 lb (16.6 kg)
Drive wheel diameter	12.5" or 14" (320 mm or 355 mm)
Caster wheel diameter	8" or 9" (205 mm or 230 mm)

Intuitive control today, with an eye to the future...

ENGINEERED FOR EVERYDAY INTUITIVE FUNCTION AIMED AT BENEFITING PROVIDERS, CLINICIANS, TECHNICIANS AND USERS.

Don't let the compact shape of our **e-bx** seat function controller fool you, it packs a powerful amount of function and capability and has been designed with the future in mind. The proprietary architecture of our **e-bx** and **iQ actuators** interface seamlessly with the entire line of R-net electronics and offer true plug-n-play flexibility. Thanks to a unique handshake protocol, these devices are in constant interaction, exchanging vital information such as position, running time, speeds, errors and more. This innovative system offers easily programmable memory seating capabilities as well as error detection software for excellent troubleshooting capability and a better overall user experience.

Highlights

- Available on every Alltrack model
- Intuitive plug-n-play functionality
- Compact, slim chassis for unobtrusive mounting
- Fully programmable using existing R-net programming tools
- Control and programming of up to 6 actuators
- Technician friendly troubleshooting features and design
- Built with industry standard 9-pin plug for interfacing popular switches and components



iQ
actuators

Memory Power Seating



- Program positions of up to 4 functions including tilt, recline, power seat elevate, and 90° power center mount elevating and articulating foot platform or independent elevating legrests
- Save up to 4 individual memory settings/combinations of seat function
- Memory seating can be programmed and controlled through the wheelchair's drive controls or a separate keypad
- Each function can be latched, individually programmable within separate profiles, not a "global" setting, allowing for more customization
- Two or more actuators can move at the same time for smoother operation and quicker achievement of desired setting



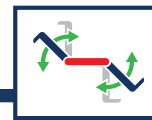
Power tilt



Power elevate



Combination power recline and elevating legrests



90° Power Center Mount



Let the adventure begin!

EXPLORE THE POSSIBILITIES AND EXPERIENCE THE GREAT OUTDOORS WITH CONFIDENCE.

The Alltrack R3 Outdoor is configured to take full advantage of the unique capabilities of Hybrid-Wheel Drive technology. Our patented, fully independent 6-wheel interactive suspension features unparalleled drive wheel travel to provide a more refined, smoother ride that is made to explore. Paired with extra wide, soft 14" x 4" tires and 9" casters, the award winning rugged R3 and R3-HD boasts superior performance over rough, uneven terrain while offering the indoor maneuverability needed for every day mobility.

mobility 
product award 2019

See it in action



 **AMYLIOR**



ALLTRACK R³ HYBRID

Outdoor Ready Hybrid-Wheel Drive Technology

- Award-winning trend-setting design
- 4-pole German motors offer up to 8.5 mph hi-speed performance
- Proven, rugged design
- NEW colors and hydrographic options for a personal touch
- Flared front-end option for caster clearance and added stability

Configuration Shown: Standard GP24 Battery Frame, flared front end, 14" x 4" extra wide drive wheels, 9" front casters and custom Woodland Camo Hydrographic color.

State-of-the-art system

Patented Dual-Action Suspension

Discover the go anywhere capability of our dual-action terrain dampening suspension. The combination of a fully independent 6-wheel interactive suspension with separate vertical shock absorption offers unmatched stability and comfort, and uncompromising performance on uneven ground. Every Alltrack power wheelchair is equipped with this combination and each offers small adjustments for different body shapes and weights to optimize ride characteristics and help reduce fatigue associated with everyday terrain.

Stage 1 – Base

- Fully independent 6-wheel interactive suspension
- Multiple pivot points all lined with bushings for no metal on metal wear and creaking
- Stable geometric design without a mechanical anti-pitch system or locking gas cylinder
- Independent drive wheel and caster movement
- Free vertical movement of drive wheel
- Exceptional traction and forward stability

Stage 2 – Base to Seat Vertical Shock Absorption

- 2.6:1 pitch dampening ratio (for every 2.6° of terrain angle the seat angle only moves $\pm 1^\circ$)
- Proprietary direct vertical shock absorption
- Controlled weight distribution
- All day comfort

See it in action



Choose your configuration and accessories...




EVERY ALLTRACK POWER WHEELCHAIR HAS MULTIPLE CONFIGURATIONS, OPTIONS AND ACCESSORIES FOR ENDLESS POSSIBILITIES.

Each Alltrack model has a wide variety of options that allow each system to be configured to meet specific user needs. Our modular design allows many of these components to be changed or altered as function and capabilities change. Please consult Amylior Customer Service for details.

Options

1. Reclining, flip-up height adjustable armrests
2. Dual post, height adjustable and removable armrests
3. Cantilever, height adjustable armrests for non-recline systems (arm tube opens 5° outward for clearance of arm pads, laterals, etc.)
4. R-net advanced Bluetooth joystick with 3.5" screen, Bluetooth and Infrared
5. R-net joystick with color screen
6. R-net LED joystick
7. R-net Omni 2 – Enhanced Display and Digital Interface Box
8. Swing-away joystick mount, multi-axis height and depth adjustable can be set up to swing away or away and down 35°
9. LED light package includes front beams, side flashers and rear taillights with flashers
10. 12.5" x 2" drive wheels with black tires (available with pneumatic or foam filled inserts)
11. 14" x 4" extra wide cast wheel with black tires (available with pneumatic or foam filled inserts)
12. Individual power elevating and articulating legrests (available in combined and/or synchronized)
13. 90-degree center mount elevating and articulating foot platform
14. Adjustable lateral trunk supports with adjustable swing-away hardware
15. Adjustable hip and thigh support pads with removable support hardware
16. Curved headrest pad with multi-axis removable mounting hardware
17. Self-leveling cup holder
18. Ram Mounts X-grip cell phone holder (available for small and large tablets too)






Add color to your world!



Choose your color

1. Onyx Black Matte
2. Indigo Blue
3. Cabernet
4. Cobalt Blue
5. Habanero Metallic
6. Bubble Gum Metallic
7. Sublime
8. Candy Red



Custom hydrographic colors

9. Desert digital camo
10. Woodland camo
11. Carbon fiber





**OUR MISSION IS TO IMPROVE
CUSTOMER MOBILITY AND
QUALITY OF LIFE BY DEVELOPING A
SUPERIOR PRODUCT AND OFFERING
UNBEATABLE SERVICE TO MEET THE
SPECIFIC NEEDS OF USERS.**

Our values

HUMANITY is the heart of our company.

We have a deep respect and great compassion for human beings inside and outside our organization. We believe in people and we are committed to help.

INTEGRITY is the foundation of our business.

We are proud to work together openly with honesty, ethics and transparency through our daily interactions with our customers, colleagues and partners. We respect employment equity where everyone can contribute their very best.

INNOVATION is the essence of our vision.

We are continuously moving forward, learning, improving, challenging the status quo by encouraging our employees to pursue new ideas that make a difference.

EXCELLENCE is the goal in our performance.

It is the main driver in achieving our objectives. We believe this excellence highlights our leadership and firm determination to provide the best solution for each customer.

PASSION is the source of our creativity.

We share our motivation and commitment to energize, engage and inspire others. We all have a common purpose which is to provide the best customer experience and enjoy doing it.



Life is unpredictable... your mobility device shouldn't be



For more information :



1.450.424.0288

1.888.453.0311

info@amylior.com

www.amylior.com



Caution : Federal law restricts this device to sale by or on the order of a practitioner licensed by the law of the State in which they practice.



BR | PD-A20604 | 1000095 | Rev.05