



FREEDOM
Concepts
Inc.

CREATING A CYCLE OF *mobility*
freedomconcepts.com




What is Freedom?

Our company was born from a special request to build a bike for a child with special needs. This one bike was such a huge success that it opened the door to many new requests and the birth of a company. Today, bikes from Freedom Concepts can be found throughout the world. We continue to innovate and develop not only bikes, but other products like Chill-Out Chairs and climbers. Visit us online to see our latest creations or give us a call today to discuss your individual needs.



Ken Vanstraelen PRESIDENT



FIND YOUR FREEDOM!

Finding your freedom means something different to everyone. Our products help people with disabilities live a fulfilled life that is dignified and independent. Our products offer customized solutions that allow users to participate, rather than be separated or isolated. Be it recreational, therapeutic, or for general mobility, we can help individuals succeed where others thought not possible. Our therapeutic solutions are handcrafted with pride, quality, and ingenuity to allow individuals from 18 months old all the way through to adulthood to enjoy life.

1.800.661.9915

IF YOU HAVE A NEED, WE WILL FIND A CONCEPT

Therapists and educators count on Freedom Concepts for customer service and support. If our existing product lineup does not suit your specific needs, we will custom-build something that will. Call us today to learn more.





Why Freedom Concepts Adaptive Bikes?

- 1. Optimal positioning for any rider with any level of function.
- 2. Cycles can be customized and propelled by foot, hand, or both, and with motor assist if required.
- 3. Quick release locks swing bike components out of the way for transfers.
- 4. Available lower seat height options facilitate transfers and offer greater stability.
- 5. Seating systems accommodate areas of weakness or instability. Third party headrests are also available.
- 6. Stabilized bike with parking brake for transferring.
- 7. Optional ON/OFF Pin Reciprocator allows for stroller mode to take breaks on longer rides.
- 8. Optional Tilt Fork allows for head/trunk control without changing the hip to foot geometry.

Clinical Benefits Associated with Riding

- 1. Improved range of motion.
- 2. Improved motor planning and muscle strength with carryover to standing and walking abilities.
- 3. Improved cardiovascular performance.
- 4. Development of balance and trunk control.
- 5. Noted improvements in some GMFM scores for riders with CP GMFCS levels IV and V.

Adjustability & Growth

Our standard setups boast the most adjustability and room for growth in the industry. Each of our adaptive bikes can be further customized to support children and adults with complex mobility challenges.

Sized for Success

Every bike is built to suit the rider and their special needs, taking leg length, trunk support, and level of ability into consideration.

Physical Therapy, Made Fun!

Working closely with physical and occupational therapists, we ensure that all of our products provide a highly effective and measurable therapeutic benefit to our clients. Riders can build muscle strength, learn new movement patterns and pedal towards individualized therapy goals, all while experiencing the thrill of a bike ride!

Riding Has Made Walking Possible

“Beau’s physical therapists and I wholeheartedly believe that the exercise Beau receives from riding his bike has made walking possible.”
– Megan, Beau’s Mom



WITH THE ON/OFF PIN RECIPROCATOR
YOUR PEDALS CAN TURN OFF AND
ENGAGE IN STROLLER MODE

FOR MORE INFORMATION
OR TO ORDER PLEASE CONTACT US AT:

1.800.661.9915

freedomconcepts.com



Discovery Series

DESIGNED TO INTRODUCE CHILDREN AND EARLY TEENS TO BIKING.

The Discovery Series is our line of pediatric upright adaptive tricycles designed to introduce children and early teens to biking. The tricycle is available in a wide range of sizes including our DCP Mini, DCP12 and DCP16 models which are uniquely designed for children as young as 18 months old all the way up to 14 years old. The Discovery Series of adaptive bikes can help the user gain independence and increase their mobility. It's suitable for those with simple balance problems, to those with more-involved cases of cerebral palsy, spina bifida, Down syndrome, head injury, muscular dystrophy, autism and dwarfism.

AVAILABLE MODELS:



DCP MINI

Age Range: 18 months - 5 years
Inseam: 10 - 16"
Weight Limit: 60 lbs
Bike Weight: 40 lbs
Step Through Height: 11"
Wheel Size: 12"



DCP12

Age Range: 4 - 8 years
Inseam: 13 - 21"
Weight Limit: 125 lbs
Bike Weight: 45 lbs
Step Through Height: 14"
Wheel Size: 12"



DCP16

Age Range: 7 - 14 years
Inseam: 19 - 26"
Weight Limit: 150 lbs
Bike Weight: 50 lbs
Step Through Height: 17"
Wheel Size: 16"

Features & Benefits:

- Fits through standard doorways with a width of 29".
- Quick release mechanisms on most adjustable parts to fit the bike to the rider's exact size.
- Independently adjustable hoop handlebars with telescopic posts.
- Locked or unlocked handlebar positioning to limit or control the rider's ability to steer the bike.
- Direct drive gearing with easy pedal power to encourage reciprocal motion of the legs.
- Standard mountain footplates with additional available upgraded footplate options.
- ABS enclosed chainguard to protect little fingers from the bike's chain.
- Multiple options available for brake positioning and an option to add a secondary brake.
- Multiple seating system options with ability to add lateral supports, adjustable tilt fork, harnesses or head supports.
- Standard bike essentials including safety flag, wheel reflectors, animal squeaky horn or bell and multi-tool.
- Multiple accessory options to further customize the bike to the rider's needs.

FEATURED ACCESSORY

ADJUSTABLE TILT FORK

The adjustable tilt fork allows caregivers to add or reduce the amount of tilt, which helps improve the rider's overall comfort and positioning.



Adventurer Series

THERAPY CAN BE FUN WHEN FILLED WITH ADVENTURE!

Our Adventurer Series brings cycling to life for everyone. If you require stability in your ride, the Adventurer's full 35" rear stance standard width gives you all the support you need. For indoor use we offer our AS 2000 Narrow to go through doorways in schools, therapy centers, and care facilities. With the same adjustability and built-in room for growth as the Discovery series, the Adventurer trikes are for our adult riders. The Adventurers maintain an upright seat position and provide all the room required for a "bike for life."

AVAILABLE MODELS:



AS2000



AS2600

NEW and improved seat angle for improved head and trunk control!



Age Range:	14+ years
Inseam:	22 - 29"
Weight Limit:	225-300 lbs (with HD wheels)
Bike Weight:	65 lbs
Step Through Height:	15"
Wheel Size:	20"

Age Range:	14+ years
Inseam:	25"+
Weight Limit:	300 lbs
Bike Weight:	68 lbs
Step Through Height:	19.5"
Wheel Size:	26"

An Added Dimension of Comfort and Support

- The Adventurer's low step-through design makes getting on as easy as sitting down in a comfortable chair.
- Adjustable handlebars, seats, and crank mechanisms to suit the needs of multiple riders.
- For stopping safety, the Adventurer has two rear brakes with controls that can be mounted on the handlebars.
- If the rider is unable to operate the hand lever, a brake can be positioned on the **Non-Intrusive Rear-Steer Assistance Handle™** for a caregiver to operate.
- Models are available with 20" and 26" tires. Both come standard with a direct-drive system, so you can pedal forwards or backwards. The single gear freewheel or three or five-speed options offer riders an easy cruise or athletic challenge.
- Extended frame options for taller riders with longer leg lengths.

Rear Steer™

Our non-intrusive Rear Steer™ allows a caregiver to steer or brake from the back of the adaptive bike.

Learn more on page 19



FOR MORE INFORMATION
OR TO ORDER PLEASE CONTACT US AT:

1.800.661.9915

freedomconcepts.com

FOR MORE INFORMATION
OR TO ORDER PLEASE CONTACT US AT:
1.800.661.9915
freedomconcepts.com



SEMI-RECUMBENT Odyssey Series

BE AN EASY RIDER WITH THE ASR ODYSSEY SERIES

The ASR Odyssey is the most adjustable bike in our line of adaptive bicycles! We've paired our highly adjustable slide seating system with our Knuckle Joint Steering system for added comfort and control. With the ability to add a Nexus 8-speed shifter or 5-speed with reverse, riders will be able to keep up with the rest of the pack while still enjoying the device's therapeutic benefits. The low seat base and low step-through height allow for simple transfers, and the stable, three-wheeled design provides increased stability due to the lower center of gravity.



ASR16

Age Range: 7 - 16 years
Inseam: 19 - 28"
Weight Limit: 225 lbs
Bike Weight: 73 lbs
Step Through Height: 14"
Wheel Size: 16"



ASR2011

Age Range: 10+ years
Inseam: 23 - 34"
Weight Limit: 225 lbs
Bike Weight: 83 lbs
Step Through Height: 15"
Wheel Size: 20"



Age Range:

Inseam:

Weight Limit:

Bike Weight:

Step Through Height:

Wheel Size:

Features & Benefits:

- Adjustable seat with greater inseam range, now 19"-34"
- Up to 14" of forward/backward seat movement
- Adjustable seat tilt angle with 10° tilt range
- Cable actuated Rear Steer™

- Lock/unlock steering
- Nexus 8 speed shifter
- Low 22" seatbase on ASR 2011
- Adjustable handlebars provide wide opening for transfers
- Lower center of gravity for increased stability

Knuckle Joint™ Steering

- Steers like a car.
- Ideal for those with limited range of motion in upper extremities.
- Greater turning control with limited side-to-side movement.



ASR Unique Feature: Multi-Adjustable Seat

- Increased inseam range can now accommodate riders with a minimum 19" inseam.
- The seat can be adjusted on-the-fly up to 7", and can be moved with the help of tools up to 14".
- The seat angle has a 10° range allowing for a more comfortable, semi-recumbent riding position to further reduce pressure points and help with head stabilization.

Adjustable "U" Bar Frame

Move forward or backward to desired position. Ideal when transferring riders.





TANDEM Excursion Series

DOUBLE YOUR ENJOYMENT!

For being a bike built for two, the ET 2611 Tandem is easy to pedal and control. Cable actuated Rear Steering™ allows the driver to make precise maneuvers and turn sharply from the back seat. The front rider, regardless of ability, can still enjoy all the benefits of cycling, including reciprocal movement of the legs and a breeze on their face. All tandems come standard with an On/Off Pin Reciprocator to disengage the front rider's pedals so they can coast and rest on longer rides. With a new and improved adjustable seat design that allows for a minimum inseam of 18", the ET 2611 Tandem can accommodate multiple riders.



Age Range:
Inseam:
Weight Limit:
Bike Weight:
Step Through Height:
Wheel Size:

ET2611
7+ years
18 - 28"
400 lbs (combined)
130 lbs
18"
26"

Features & Benefits:

- **On/Off Pin Reciprocator™** engages/disengages front rider pedals allowing for longer cruising.
- Adjustable seat with greater inseam range (front rider 18"-28") moves up/down and forwards/backwards.
- Low, open frame design allows for easy transferring.
- Cable actuated **Rear Steer™**.
- Nexus 8-Speed Shifter.
- **Rear Platform and Electric Assist** can be added for help in hilly areas or for longer rides.



Electric Assist Motor

Enjoy the outdoors and extended rides with the comfort of our Electric Assist Motor. This motor can be enabled at any time, and is perfect for assisting when riding up hills or any time a little extra assistance is required to give legs or arms a break. An ideal option for our Excursion series.

Rear Platform

The Excursion Series features the optional rear platform. Ideal for easy storage of carry-on items. Pictured with Electric Assist Motor

FOR MORE INFORMATION
OR TO ORDER PLEASE CONTACT US AT
1.800.661.9915
freedomconcepts.com



FOR MORE INFORMATION
OR TO ORDER PLEASE
CONTACT US AT:
1.800.661.9915



How Rad Is Your Ride?

Contact us for
custom handcycle
options.

HANDCYCLE Expedition Series

Inspired by requests from therapists for children and young adults with Spina Bifida and other issues affecting the lower extremities, this traditional looking bike is based on the principles of our other mobility device lines. The Expedition series offers all the great features you have come to expect from Freedom Concepts:

- Easily adjustable seat to fit the rider
- Available with caliper or disc brakes
- Forward and backward pedaling capability
- Lightweight frame to accommodate young riders
- Steering hand grips can be used to brake, and once the bike is stopped the steering hand grips can be used to reverse
- Available with 12", 16", and 20" tires
- Add our patented **Rear Steer™** override and braking system
- Adjustable steering column to align with individual's arm length
- Available with foot drive that comes in single direct drive or single free wheel drive systems
- Available with optional spoke covers, enclosed chainguards, parking brakes, and chest harnesses
- Optional narrow design makes it ideal for an indoor environment where doorways can be an obstacle



EHDU 12



EHDU 16



EHDU 20



DEFIER

UPRIGHT HANDCYCLE		
Rider Age	4+ years	Wheel Size
Rider Inseam....	13" - 34"	Length.....
Arm Length.....	10" - 26"	Width
Max Load	125 lbs - 225 lbs	Step-Through
Bike Weight.....	45 - 65 lbs	Height.....
		12", 16" & 20"
		43" - 60"
		33" - 35"
		14" - 17"

DEFIER		
Rider Age	10+ years	Wheel Size
Rider Inseam....	19" - 34"	Length.....
Arm Length.....	19" - 27"	Width
Max Load	225 lbs	Step-Through
Bike Weight.....	84 lbs	Height.....
		20"
		80"
		35"
		16"



Combine Hand and Foot Power!

Our Expedition EHDU and EHDO Series are available with optional foot power for combined methods of propulsion. *Call us today to learn more.*

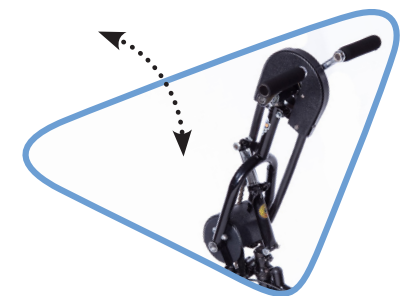
Adjustable Footplates

Footplates can be raised or lowered to adapt to an individual's leg lengths.



Adjustable Handlebars

Handlebars adjust out of the way to accommodate easy access.



FIND YOUR
FREEDOM
AND HAVE
FUN.



MADE
FOR ALL
AGES AND
ABILITIES.

STRAE



FOR MORE INFORMATION
OR TO ORDER PLEASE
CONTACT US AT:
1.800.661.9915



The STRAE Handcycle is a recumbent handcycle for teen and adult riders with spinal cord injuries, amputations, neurological conditions and more. Designed to create a safe, ergonomic and recreational cycling experience for riders who want to take their handcycling to the next level, STRAE handcycles are built with comfort, performance and style in mind so riders can define their cycling experience.



Age Range:	14+ years
Inseam:	26 - 36"
Weight Limit:	250 lbs
Bike Weight:	40 lbs
Step Through Height:	8"
Wheel Size:	700c x 25c or 700c x 38c

Features & Benefits:

- Lightweight Chromoly Frame and Fork
- 15" Seat Width
- 700c Wheel Size
- Triptex Cushion Cover
- SRAM 1X12 Drive Train System
- T-Grip Hand Pedals
- Ankle and Calf Support Straps with Adjustable Padding
- Hydraulic Front Disk Brake
- Alloy Caliper Transfer Brake
- Multiple crank length, tire width and hand pedal width options
- 11 eye-catching frame color options to choose from



Accessory Spotlight

Non-Intrusive Rear Steering™

- Allows caregiver to steer and brake from back of bike
- Optional jogging extension handle with on-the-fly neutral gearing



Seating and Headrests

- Custom to any ability
- Height-adjustable
- Best support in the industry
- Multiple headrests available



Adjustable Handlebars

- Quick release lever allows handlebars to swing out of the way for transferring
- Fully-adjustable handlebar height and angle



Lock/Unlock Steering

- Standard on all models
- Provides the option of rider steering or caregiver steering



Tires and Rims

- Available with solid or pneumatic tires
- Optional heavy-duty rims
- Spoke covers are available to protect curious little fingers



Adjustable Tilt Fork Accessory

- Add or reduce amount of seat tilt for perfect positioning
- 6" of tilt range, translating to a variable 10° tilt



Footplate Options

- Variety of footplate options
- Available with abductor leg braces
- Assists with leg and knee alignment



On/Off Pin Reciprocator

- Allows the bike to easily alternate between Free Wheel mode and Direct Drive mode
- Ideal for riders who need to take breaks while riding or who need assistance while pedaling.



Therapeutic Benefits Package

Good for School and Therapy Environments!

Freedom Concepts works closely with physical and occupational therapists to ensure all of our adaptive bicycles provide highly effective, measurable therapeutic benefits to our clients.

Using our over 30 years of experience working with schools and therapy centers, we have created this package that offers the most popular features among physical therapists.

Package includes: ABS Plastic Enclosed Chainguard, Easy Pedal Power, Neoprene Footplates, Chest Harness, Rear Steering™, Spoke Covers, and the Adjustable/Removable Headrest.

Optional accessories include: Adjustable Sun Shade Canopy, Molded ABS Footplates, Adjustable Tilt Fork, Velcro Hand-Eye Coordination Gloves



DREAM BIKE

Help a Child Find their FREEDOM

Every child deserves the joy and freedom that comes from learning how to ride a bike. It's truly a rite of passage and a memorable part of childhood for many.



Raising Funds For Adaptive Bikes

EVERY CHILD DESERVES THE JOY AND FREEDOM THAT COMES FROM LEARNING HOW TO RIDE A BIKE. It's truly a rite of passage and a memorable part of childhood for many.

If your employer or a business you have a connection with is looking for a creative way to give back, consider funding an adaptive bike. The Dream Bike Program connects businesses to not-for-profit organizations to help fund adaptive bikes for children. Adaptive bikes are tailor-made to the unique abilities of each rider and help improve children's mobility and overall development.

The program was created out of a need to get more adaptive bikes funded. Unfortunately, many government programs don't cover this type of equipment and many families can't afford the cost. Adaptive bikes are custom-built for each child's needs. This is why we are looking for people, brands, and organizations to financially sponsor adaptive bikes and get involved with the Dream Bike Program.



Help a child find their FREEDOM.
Sponsor a child's Dream Bike today!

Phone: Toll Free: 1.800.661.9915

Email: mobility@freedomconcepts.com

Website: freedomconcepts.com | dreambikeprogram.com



MEDICAL JUSTIFICATIONS Features & Benefits

Listed are many of the special features that can be built into Freedom Concepts Mobility Devices. Look for the medical justifications at the end of the paragraphs when applicable. We also have many how-to videos on our website to assist with adjusting and fitting the adaptive bike for the rider.

SEATING SYSTEMS

1) Seat Base & Back Rest

Contoured seating, covered with a sticky vinyl, is available in child, adult, and custom widths, with low (7.5") or high (18") seat backing. Seat heights are adjustable. Custom modifications and seat personalization available.

- Aids in pelvic stability
- Assists in trunk balance without losing trunk mobility
- Adds comfort for riders

2) Child/Adult Narrow Seat Base

The narrower seat nose (2c) allows both short and long legs to move up and down with less restriction while providing proper seat alignment. Standard child seat base (2b) and traditional adult seat base (2a) are also available.

- Assists in optimal leg separation
- A proper seat can minimize restrictions and assist in development

3) Seat Base with Raised Pommel

The 2" raised pommel keeps riders further back in their seats.

- Provides better pelvic stability
- Aids in promoting abduction

4) Chest, Lap, & Hip Belts

Offered in various widths and lengths, the chest, lap, and Neoprene hip stabilizer belts work in conjunction with the seat and back styles to maintain the rider's seating position and safety.

- Offers trunk stability
- Holds pelvis back and in place
- Promotes safe positioning

5) Mount of Lateral Support Bracket

Seat backs can accommodate custom mounts for lateral extensions to provide additional trunk support.

- Aids in trunk stability

6) Neoprene Chest Harness

The 4-point butterfly design enables riders to maintain an upright body position, allowing them to focus their attention on the bike. The chest harness can be added to a high-back style seat for complete trunk support. Available in medium and large sizes. Made of stretchable and washable Neoprene.

- Helps support those with torso weakness and spinal deformities, as well as riders with respiratory weakness and upper extremity muscle disorders

7) Adjustable Head Rest

The removable/adjustable head rest extends the seat backing height an additional 7" and can be removed for ease of transport. Custom heights available. Available with Adjustable Velcro Occiput Support Cushion.

- Provides head and neck support

8) Custom Mount of Head Rest Support Bracket

Seat backs can accommodate custom mounts for rider-specific head rests. Head Rest and Mounting Kit sold separately.

9) Head and Neck Support System

This adjustable head support system is ideal for maintaining head control for those with inadequate head support due to hypotonia of the neck muscles.

10) Tilt Seating™

Adjust the angle of the seat to create the ideal comfort position for the rider. All custom mounts are available. Features sticky vinyl to maintain riding position.

- Improves riding posture and offers a more productive cranking movement
- Improves trunk support
- Only available on Odyssey models



Adjustable Rear Steer Extension Handle™

The variable height adjustment adds extra distance between the bike and the caregiver, and is an excellent addition when the bike is ordered free wheel.

The addition of the On/Off Pin Reciprocator allows riders to take breaks from pedaling while riding. It is a great option for families who want to bring the bike along on a jog, as it can be engaged to prevent the rider from pedaling too quickly.



11) Simulated Sheepskin Child/Adult Seat Covers

Breathable seat covers help reduce friction on hot days while offering a soft and comfortable seating space.

- Reduces pressure sores

12) Flip-Up Abductor

This divider maintains leg and knee separation during pedaling and mounts securely to the frame. Can be lowered out of the way for transfers.

- Provides better balance and support
- Assists in hip alignment and foot placement in footplates
- Promotes optimal hip positioning

13) Adduction Strap

The padded leg adduction strap helps keep legs together.

- Provides better balance and support
- Assists in hip alignment and foot placement in footplates

14) Anti-Abrasion Triptex™ Child/Adult Seat Covers

Triptex™ is a revolutionary fabric: breathable, fluid proof, antimicrobial and abrasion resistant to prevent chafing.

BRAKING SYSTEMS

15) Brakes

Front brakes are available in caliper or Vee brake styles. Rear disc brakes are standard on some models.

- Caregiver brake control can be placed on the rear assist T-Bar or rear-steering handle

16) Parking Brake

Install the parking brake on one or both of the rear wheels or purchase separately as an add-on to your current Mobility Device (Not available on DCP Mini).

- Provides safety for mounting and dismounting

17) Locking Brake Handles

Locking hand-lever controls make mounting/dismounting safer for the rider.

- Stabilizes the bike for safe mounting and dismounting

18) Pedal Brake

A pedal brake can be added for riders with the ability to coordinate braking with their legs, as well as for those with limited hand function. New Nexus internal propulsion system with coaster brake is available on ASR 2011 & ET 2611 only.

REAR STEER™

Our trademarked Rear Steer™ allows the caregiver to steer or brake from the back of the adaptive bike. Once the rider becomes more comfortable with reciprocal movement, an adjustment can be made allowing the rider to control or assist with the navigation of the bike.

- Assists in increase of self pedaling
- Increases motivation
- Increases safety
- Supports behavior management
- Assists in vision perception
- Assists in orientation

HANDLEBAR & STEERING SYSTEMS

Handlebars work in conjunction with Rear Steer™ and seating systems to provide:

- Increased or development of head/trunk alignment
- Upper extremity support
- Trunk stability
- Shoulder-girdle resting place
- Maintenance of body in midline position
- Growth adjustment
- Asymmetrical compensation
- Ease of transfer
- Adaptability of hand grip
- Exchangeability of handlebars

19) Handlebar Adjustment

Handlebars allow for individual height adjustment, full rotation, infinite steering alignment and fold-away ability (A). Handlebar stem height (B) can be adjusted in order to be size-appropriate for the rider.

20) Locked/Unlocked Steering Adjustment

Locked, the steering mechanism is fixed in position and the caregiver controls steering using Rear Steering™ Handle. Unlocked, it is fully functional with rear-steering model and allows the rider to steer.

21) High Rise Handlebars

The U-bar length (C) is available in three heights: 6.5", 9.5" or 12".

22) Hoop/Enclosed Hoop Handlebars

Either option makes for easier positioning for spastic riders. Handlebars can be tilted closer to the body, and gripped from three locations: top, side or bottom. The hoop can also be fully enclosed.

23) Wide Handlebars

Handlebars that accommodate a wider grip decreases over-steering.

- Shown with nameplate (D)

24) Speed Dampener

The Speed Dampener is a safety tool to help users and their caregivers create a constant rolling resistance. It increases the pedaling effort for the user, allowing the caregiver to have increased control over the maximum speed of the bike. This allows the caregiver to supervise the user, while keeping the bike set to a safer pace. It's an easy to use feature and doesn't require any tools to operate. Available on AS2000, AS2600 and ASR20 models.

25) Velcro Hand-Eye Coordination Gloves

Velcro gloves are ideal for those with low spasticity control to help maintain a firm grasp on the handlebar. The flexible and breathable material with a small extension allows the caregiver to attach the rider's hand to the device using a Velcro loop.

- Aids in gross grasp
- Assists in upper extremity propping

26) Self-Centering Spring

The spring maintains the straight direction of the device without operating the handlebars.

- Decreases over-steering
- Assists in focusing skills

PROPULSION SYSTEMS

Proper gears, adjustability of pedal location, and aligned crank arm length all enhance ease of pedaling with reciprocal gratification.

- Crank position assists in proper hip and knee alignment
- All elements help increase range of motion and endurance
- Assists in strengthening anti-gravity muscles
- Assists in coordination of leg movement
- Increases gait pattern and reduces tone
- Helps increase blood circulation
- Provides a proper cardiovascular workout



Adjustable Tilt Fork!

With the addition of our Adjustable Tilt Fork, therapists and caregivers can easily adjust the bike's front fork – adding or reducing the amount of tilt – helping to improve the rider's overall breathing, head control, comfort and positioning without affecting the relative position of the pedals and seat.

The easily and highly adjustable fork provides 6" of adjustment range, translating to a variable 10° tilt.

27) Direct Drive Gearing

When the mobility device is in motion, the feet are also in motion (there is only one gear). The automatic motion trains the rider's legs to move in a reciprocal motion, consequently building muscles, which may lead to independent rider propulsion of the bike. (Not available on ET 2611.)

- Allows rider to use momentum of the bike to maintain momentum of the pedals
- Allows rider to pedal backwards
- Enables motor planning

28) Free Wheel

Allows legs to rest while bike coasts forward.
Not pictured

29) TEC Drive™ 3-Speed Reciprocator

Switch between easy, average and challenging gearing.

30) Multi-Speed Gearing Options

Nexus 8 Speed Shifter
(Available on ASR 2011 & ET 2611 only.)

5-Speed Coaster Brake with Reverse Hub
An alternative to a derailleur-style gear system available on AS 2000 and AS 2600. The hub has 5 speeds to choose from and coaster brakes are engaged when pedaling backwards. Once stopped, pedalling backwards allows the bike to travel in reverse.

- Accommodates lower extremity weakness

WHEEL AND TIRE SYSTEMS

37) Wheels

Rims are offered in aluminum and steel. Spoke covers are available in a set of three to protect those curious little fingers.

38) Bolt-On Heavy Duty Wheels

These stronger wheels allow for a higher weight capacity and better serviceability.
(Available only in 20")

31) Rear Steer REC™ Reciprocator

Control the pedal speed on-the-fly with a flick of a switch. Available with On/Off Pin Reciprocator™ that features easy, average, and neutral gearing.

32) On/Off Pin Reciprocator

Manually turn the reciprocator ON to allow for Direct Drive (when the bike is in motion, the feet are also in motion). Turn the reciprocator OFF to engage Free Wheel (allows legs to rest while bike coasts forward). Allows pedaling breaks to extend ride lengths.

33) Pedal Power

To suit an individual rider's needs, pedal power gear ratios are available in Easy, Average, and Challenging, or see our TEC Drive™ to change on-the-fly.

34) Electric Assist Motor

The electric assist motor is an excellent option for riders going on extended bike rides, for those who need assistance on inclines, or for tandem riding.

35) Crank Arm Length Shortener

A multi-length crank adapter can be used for even greater adjustability of range of motion. Excellent for multi-user environments.

36) Crank Arm Length

Crank arms are available in lengths from 3"–6". The shorter the crank arm length, the more suitable for limited range of motion.

39) Tires

We offer tires to fit every environment. Talk to a rep to determine the right tire for your needs.

a) Knobby Tires: Ideal for extra traction on loose surfaces like mud and gravel.

b) Smooth Pneumatic Tires: Great for city streets or indoor use.

c) Smooth Solid Tires: You'll never have to pump a tire with air again. These never-go-flat tires are perfect for a multi-user environment, and are ideal as a maintenance-free no-scuff option. (Available in 12", 16", and 20" only)

All products and services are subject to change at any time without notice, at the sole discretion of Freedom Concepts. We reserve the right to discontinue any product at any time.

PEDAL SYSTEMS

40) Mountain Pedals

Mountain Style Pedal or with Cage (Pictured)

A durable outdoor pedal that is available with or without a toe cage covering the top half.

43) Footplate Spacers

Spacers are used to compensate for irregular leg lengths and to extend the bike's usability as the rider grows. Spacers are sold in 1/4" increments.

41) Neoprene Adjustable Footplates

Our Neoprene boot style footplate is a quick and easy way to maintain proper positioning and pedal pressure. Easy to adjust Velcro strapping, along with grooved slots on the footplate, allow for fine-tune adjustments to properly match the individual's hip to feet ratio.

44) Abductor Leg Brace

The brace set includes Molded ABS Footplates.

- Assists in proper leg alignment
- Decreases plantar flexion
- Aids in abduction

42) Molded ABS Footplates

These specially designed footplates provide precise positioning for children with more spasticity to minimize twisting and maximize pedaling ability.

- Assists in leg alignment
 - Aids in neutral hip/knee flexion to strengthen push-down for those riders who require more firm and adjustable support to keep their feet on the pedals
- Pictured with ratcheting straps*

45) Toe Pulley String System

The toe pulley string system keeps footplates flat if the rider cannot maintain ankle/foot control.

- Assists completion of cycle of revolution
- Decreases plantar flexion for ease of pedaling

46) Indoor Stationary Trainer

You can now cycle indoors on those bad-weather days. The fully portable and very compact manual system comes with three wheel blocks and adjustable rollers for the drive wheel.

ACCESSORIES

47) Adjustable Tablet/Phone Holder

Keep your communication devices secure and within reach. Available on all Freedom Concepts bikes.

51) Mobility Device Cover

Ideal for outdoor storage of your mobility device or simply to keep the dust off. Our custom-fit cover has an integral casing on the bottom hem through which a bike lock can be secured, and is made of water-proof fabric. *Always confirm sizing when ordering.*

48) Adjustable Sun Shade Canopy

Protect riders from harsh elements like the sun or rain with our Adjustable Sun Shade Canopy. The design features a rear window that allows caregivers to keep an eye on the rider and the system can be added or removed in a matter of seconds.

52) Rear Platform

Made of ABS Plastic on the DCP Mini and steel on all other models. The removable Rear Platform acts as a solid base for any storage container.

49) Communication Tray

The tray allows riders who use communication devices to carry their assistive technology device, and is most effective when mounted in conjunction with our handlebar system in the locked position. (See Locked/Unlocked Steering Adjustment.)

53) Mirror

Adding a mirror to an adaptive bike can help caregivers see the rider's expression as they ride while steering from behind. It can also help the caregiver watch for seizures while riding.

50) Oxygen Tank/Crutch Holder

A convenient storage system can be built to suit the rider's O2 tank or crutches.



Product Size/Features Guide

All measurements include Rear Steering Handle and High Back Seating (Rear Steering Handle is 12")

	DISCOVERY (DCP)			ADVENTURER (AS)		EXCURSION	ODYSSEY (ASR)		EXPEDITION (EHD)			
	MINI	12	16	2000	2600	ET2611	16	2011	12	16	20	DEFIER
Rider Age	18 m.-3.5	4-8	7-14	14+	14+	7+	7-16	10+	4-8	7-14	14+	10+
Max Load (LBS)	60	125	150	225-300	300	400 combined	225-300	225-300	125	150	225	225
Bike Weight (LBS)	40	45	50	65	68	130	73	83	45	50	65	81
Bike Height	39"	41"	42.5"	43.5"	47"	54"	34"	39"	41"	42.5"	44"	36"
Total Length	42"	43"	47"	67"	78"	103"	73"	85"	54"	58"	67"	89"
Bike Width	29"	29"	29"	35"	35"	39"	30"	35"	33"	33"	35"	35"
Step-Through Height	11"	14"	17"	15"	19.5"	18"	14"	15"	14"	17"	16"	16"
Inseam	10"-16"	13"-21"	19"-26"	22"-29"	25"+	18"-28" (front rider)	19"-28"	23"-34"	13"-21"	13"-26"	23"-29"	19"-34"
Wheel Size	12"	12"	16"	20"	26"	26"	16"	20"	12"	16"	20"	20"

Frame Add-Ons

Narrow: The narrow rear axle is perfect for traveling through standard doorways and hallways.

Removes 4" from width of bike.

Available on:

- AS 2000
- ASR 2011
- Defier
- EH DU 12
- EH DU 16
- EH DU 20

Wide Glide: This frame add-on provides the rider with more stability and is typically selected for riders with more control over the steering.

Adds 4" to width of bike.

Available on:

- DCP 12
- DCP 16
- ASR 16

Extended: This frame add-on creates more space between the seat and handlebars to facilitate transfers for larger riders.

Adds 5" to length of bike.

Available on:

- AS 2000

Wide Glide Extended: This frame add-on provides the rider with more stability and accommodates riders with hyper extension. This model also fits through standard doorways.


Adds 4" to width of bike and adds 7" to length of bike.

Available on:


- DCP 12
- DCP 16

Frame Colors

STANDARD OFFERINGS



UPGRADED OFFERINGS



Looking for a custom color combination? Our team would be happy to work with you!

Please note: Frame colors as shown are NOT 100% accurate and are for representational purposes only. Manufacturer reserves the right to change frame colors without notice.



Freedom Warranty

Freedom Concepts is pleased to offer quality mobility devices that are custom manufactured in North America. All component parts of our devices are inspected at various stages of production and each finished product is subjected to a rigorous final inspection before shipping.

Freedom Concepts provides a Standard 10-Year Warranty on all bike frames (this warranty does not include degraded paint and finish). The 10-Year Warranty on bike frames does not include freight and shipping costs. The warranty on adaptive bikes is non-transferrable and only applies to the original owner of the product. The Lifetime Frame Warranty is not applicable on discontinued models.

A one-year warranty is offered on all parts and accessories. The warranty commences on the date the product is shipped to the customer. Freedom Concepts will cover all parts, freight, and service costs on approved warranty claims within the first year. All parts / service issues that occur after the one-year mark will be dealt with through our Parts & Service department at an additional cost to the customer. This warranty does not include repair or replacement required as a result of misuse, abuse, or use for any purpose other than originally intended. Repair work conducted by any unauthorized service representative relieves Freedom Concepts from further liability or obligation under this warranty.

Freedom Concepts advises customers to perform regular bike maintenance and upkeep on their tricycle to prolong the useful life of the equipment and to guard against unnecessary product failures.



CHILL-OUT CHAIR

ALTERNATIVE SEATING™

Seating Dedicated to Your Comfort, Support and Style

Chill-Out Chairs assist with a wide range of behavioral and therapeutic needs. Comfortable and supportive, Chill-Out Chairs are built using a combination of high-grade foams.

The patented deep "V" foam design on the Rock'er and the Roll'er provides light pressure, hugs individuals in place, and allows the body to relax – eliminating the need for straps or harnesses.

Freedom Concepts is excited to offer a variety of product lines!

For more information on the Snugglesaurus, Posture2Go, and Freedom Climber, please call us at 1-800-661-9915 or visit us at

chill-outchair.com

Check out chill-outchair.com for our info videos!



Sharing Special Moments

We love sharing the moments of freedom our riders experience when they ride our adaptive bikes!

Make sure to follow us on social media where you will find customer pictures and testimonials and stay up-to-date with everything Freedom Concepts.

Want to be featured on our social media pages? Send or tag us in your photos and videos of your Freedom Concepts ride.



**FOR MORE INFORMATION
OR TO ORDER PLEASE CONTACT US AT:**

1.800.661.9915

freedomconcepts.com

CANADA OFFICE

2087 Plessis Road
Sunnyside, Manitoba
Canada R5R 0C8

US OFFICE (MAIL ONLY)

3651 Lindell Rd Ste. D239
Las Vegas, Nevada
USA 89103

